



Co-funded by  
the European Union

Web Design in WordPress

# Pages in WordPress – Structure, Creation and Editing

Filip Marković

Faculty of Technical Sciences - University of Mitrovica (UPKM)



UNIVERSITY OF LJUBLJANA  
Faculty of Electrical Engineering



University of Pristina  
Kosovska Mitrovica



# Role of Pages in WordPress

- Pages (*Pages*) represent the static part of a website and are used for content that does not change often — such as the homepage, contact forms, “About Us” sections, or privacy policies
- Unlike posts, pages are not time-related and do not appear chronologically
- Their function is to build the main structure of the website and organize information so it is easily accessible to users
- Through pages, WordPress gains navigation logic and a structure similar to professional web presentations



# Difference Between Pages and Posts

- Posts (*Posts*) represent dynamic content that is continuously updated — news, blogs, announcements
- Pages, on the other hand, have a static character
- While posts have dates, authors, and categories, pages do not have a chronological flow
- Pages form the foundation of a website, whereas posts constitute its living content
- Understanding this difference is crucial for proper content organization, as it allows the user to plan the site's architecture before starting the design



# Accessing the Pages Section

- Users access pages through **Dashboard → Pages**
- There are two main options
  - **All Pages** – view and edit existing pages
  - **Add New** – create a new page
- Depending on the theme and settings, each page can have a unique layout and element arrangement
- WordPress provides a clear structure and overview, allowing users to easily identify which pages are public, in draft, or scheduled for later publication

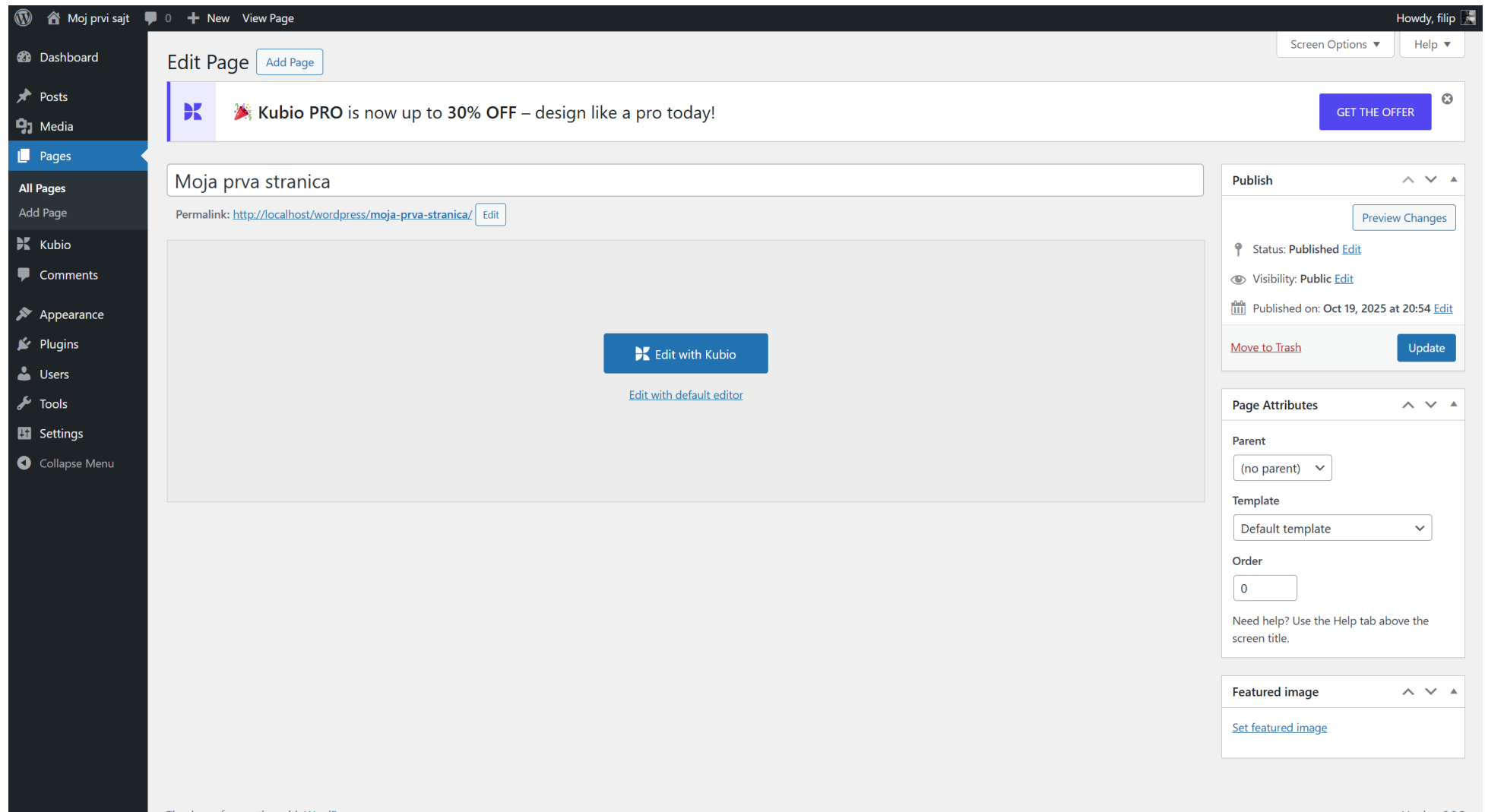


## Prewiev section Pages

# Creating a New Page

- Clicking **Add New** opens the editor where the user enters the page title and content
- The default editor uses Gutenberg blocks (text, images, headings, video, galleries)
- On the right side, basic settings are available — page status (draft, published), visibility (public, private), and optionally a parent page for subpages
- WordPress allows content to be saved as a draft and previewed before publishing, making it easier for users to plan the site's structure





WordPress dashboard interface showing the 'Edit Page' screen for a page titled 'Moja prva stranica'.

The interface includes a sidebar with navigation options: Dashboard, Posts, Media, Pages (selected), All Pages, Add Page, Kubio, Comments, Appearance, Plugins, Users, Tools, Settings, and Collapse Menu.

The main content area displays the page title 'Moja prva stranica' and a large blue button labeled 'Edit with Kubio'. Below this button is a link: [Edit with default editor](#).

The right sidebar contains the 'Publish' section, showing the status 'Published' and a 'Preview Changes' button. Below this is the 'Page Attributes' section, which includes dropdown menus for 'Parent' (no parent) and 'Template' (Default template), and a text input for 'Order' (0). A 'Featured image' section is also visible at the bottom right.

Adding new Page

# Editing Blog Page Content

- Pages in WordPress can have a hierarchical structure (Parent/Child Pages)
- For example, the page **Projects** can have subpages **Current** and **Completed Projects**
- This functionality enables clear content organization and logical navigation






# Adding New Blocks and Sections

- Within the editor there are different sections for settings
  - **Permalink** – page address (e.g., mojsajt.rs/o-nama)
  - **Featured Image** – main image, often displayed in the header
  - **Template** – page layout depending on the theme
  - **Discussion** – options for comments
- These settings affect how the page is displayed and communicates with the user, which makes a difference between ordinary text and a professional presentation



Edit Page [Add Page](#)

 **Kubio PRO** is now up to **30% OFF** – design like a pro today! [GET THE OFFER](#)

Moja prva stranica

Permalink: <http://localhost/wordpress/moja-prva-stranica/> [Edit](#)

[Edit with Kubio](#)

[Edit with default editor](#)

**Publish** [Preview Changes](#)

Status: **Published** [Edit](#)

Visibility: **Public** [Edit](#)

Published on: Oct 19, 2025 at 20:54 [Edit](#)

[Move to Trash](#) [Update](#)

**Page Attributes**

Parent: (no parent) [v](#)


Template: Default template [v](#)

Order: 0

Need help? Use the Help tab above the screen title.


**Featured image** [Set featured image](#)

Page Block [x](#)

 **Moja prva stranica** [v](#)

[Set featured image](#)

8 words, 1 minute read time.  
Last edited 3 minutes ago.

Status:  **Published**

Publish: **October 19, 2025**  
8:54 pm UTC+0

Slug: **moja-prva-stranica**

Author: **filip**

Template: **Default template**

Discussion: **Closed**

Parent: **None**

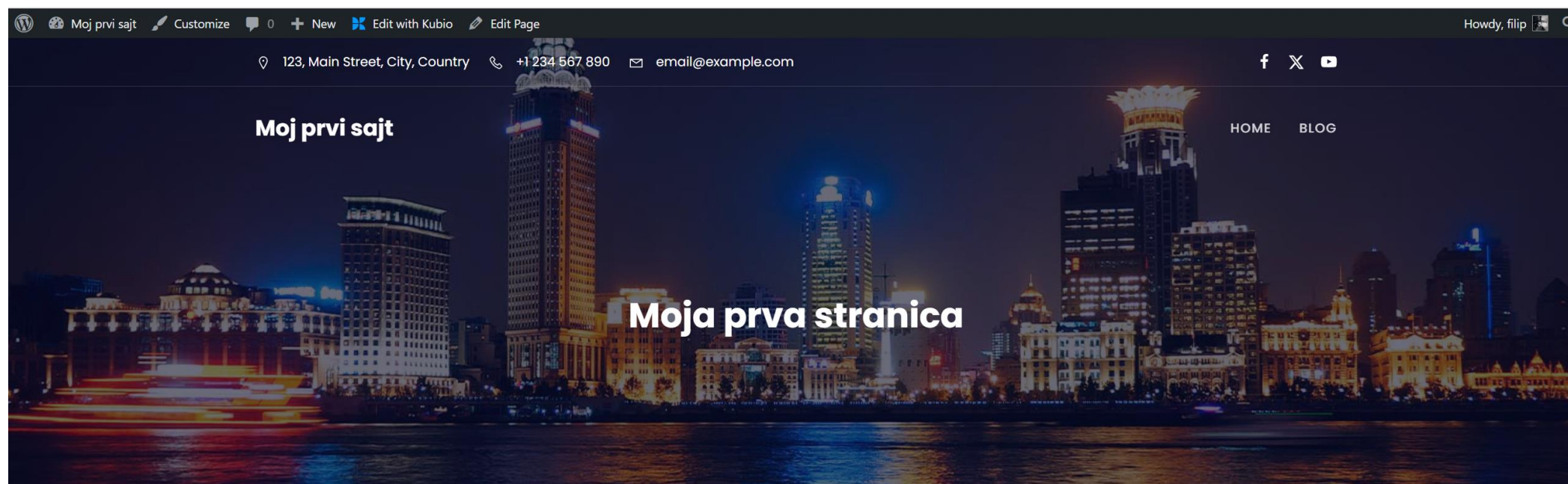
[Move to trash](#)

Appearance of the section for changing the site name and adding the site image

# Display and preview of the page

- Each page can be previewed using the Preview option
- WordPress automatically shows how it will look on the active theme, allowing the user to assess visual balance and layout
- Previewing is especially important before publishing, as different themes may interpret blocks and styles differently
- This way the user controls not only the content, but also the visual consistency of the site





Ovo je moja prva stranica u Gutenberg editoru

© 2025 Moj prvi sajt. Created with ❤️ using WordPress and Kubio

This is my first page in the Gutenberg editor

# Menus and navigation

- Pages form the basis of the site's navigation
- Through Appearance → Menus, the user adds the desired pages to the main menu and sets their order
- The menu can be displayed in the header, side bar, or footer, depending on the theme
- Clear menu structure affects user experience and SEO ranking, as it allows visitors easy access to key information



Moj prvi sajt

0

New

Howdy, filip

Screen Options

Help

Dashboard

Posts

Media

Pages

Kubio

Comments

Appearance

Themes

Edit with Kubio

Design

Customize

Menus

Background

Templates

Template Parts

Theme File Editor

Plugins

Users

Tools

Settings

Collapse Menu

Manage with Live Preview

Kubio PRO is now up to 30% OFF – design like a pro today!

GET THE OFFER

Edit Menus

Manage Locations

Edit your menu below, or [create a new menu](#). Do not forget to save your changes!

Add menu items

Pages

Most Recent

View All

Search

☐ Moja prva stranica

☐ Sample Page

☐ Select All

Add to Menu

Posts

Custom Links

Categories

Menu structure

Menu Name

Primary menu

Drag the items into the order you prefer. Click the arrow on the right of the item to reveal additional configuration options.

☐ Bulk Select

Home

Front Page

Blog

Posts Page

☐ Bulk Select

Menu Settings

Auto add pages

☐ Automatically add new top-level pages to this menu

Display location

☒ Header Menu
☐ Footer Menu
☐ Secondary header menu
☐ Secondary footer menu

Save Menu

Delete Menu

Appearance of the menu editing section

# Publishing and visibility of the page

- When the content is ready, the user can publish it by clicking Publish
- Options are also available for limited visibility – Private (visible only to administrators) and Password Protected
- WordPress thus allows control of access and security in work
- The versioning system saves each previous version of the page, preventing content loss



# Different editors and visual interfaces

- The way pages are edited in WordPress depends on the tool the user uses
- The basic editor is Gutenberg, which uses blocks for content input and provides a simple, clean interface
- With add-ons like Kubio or Elementor, the interface becomes more advanced and visually oriented — elements are dragged, edited in real time, and styled directly on the page
- Regardless of the tool, the structure of pages remains the same: title, content, meta-data, and hierarchy
- Understanding the basic logic of WordPress pages allows easy transition from one editor to another without losing functionality







Co-funded by  
the European Union

# Questions & Answers

*"Funded by the European Union. Views and opinions expressed are however those of the author(s) only and do not necessarily reflect those of the European Union. Neither the European Union nor the granting authority can be held responsible for them."*

Network of centers for regional short study programs in the countries of the Western Balkans

Call: ERASMUS-EDU-2023-CBHE

Project number: 101128813



UNIVERSITY OF LJUBLJANA  
Faculty of Electrical Engineering



University of Pristina  
Kosovska Mitrovica

